


Secondary Education Student Learning & Licensure

Workflow Process Defined

Clinical



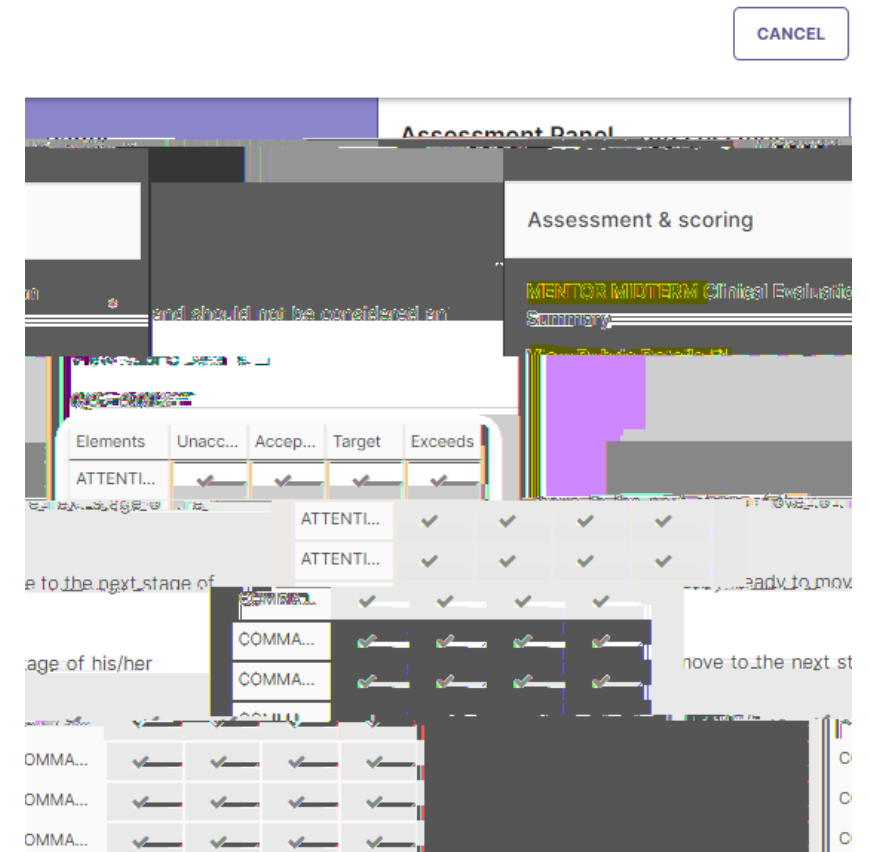
Clinical Evaluation Process

This is filled out by the supervisor/instructor and then the mentor.

- Once the correct ones are filled out the process is ALWAYS SAVE AND SUBMIT. Once the Instructor hits SUBMIT the eval will be closed

Once the correct ones are filled out the process is ALWAYS SAVE AND SUBMIT. Once the Instructor hits SUBMIT the eval will be closed

- The Supervisors/Instructors and Mentors evals are on the right side.
- The title of the evaluator is ALWAYS listed in the title – See to the right in yellow(see next slide)



Mentor & Supervisor on the right

The screenshot shows a software interface for an assessment panel. At the top right is a 'CANCEL' button. The main area is titled 'Assessment Panel' and contains a sub-section 'Assessment & scoring'. Below this, there is a 'MENTOR' section with a 'Summary' and a 'View Rubric Details' link. A progress indicator shows '0/0 - 0.00%'. A table lists various elements with columns for 'Unacc...', 'Accop...', 'Target', and 'Exceeds'. The table includes rows for 'ATTENTL...', 'COMMA...', 'APPROP...', and 'PLANNIN...'. At the bottom, there is a 'Mentor Feedback' section.


Elements	Unacc...	Accop...	Target	Exceeds
ATTENTL...	✓	✓	✓	✓
ATTENTL...	✓	✓	✓	✓
COMMA...	✓	✓	✓	✓
COMMA...	✓	✓	✓	✓
COMMA...	✓	✓	✓	✓
COMMA...	✓	✓	✓	✓
COMMA...	✓	✓	✓	✓
COMMA...	✓	✓	✓	✓
APPROP...	✓	✓	✓	✓
APPROP...	✓	✓	✓	✓
PLANNIN...	✓	✓	✓	✓
PLANNIN...	✓	✓	✓	✓

If you hit
You can comment in each area. Make sure once you hit Save &
Close –

Support

If you have any issues with the system, there are two resources. If no one is available or after business hours, please call Watermark support listed below.

- The number is 1-800-311-5656
- Option 1 for Student Learning and Licensure
- Option 2 for cooperating mentor



S...@lewisu.edu
Manager
ge of Education and Social Sciences
Data Manager
Data
Colle

DL 337 Unit 224
(915) 890-5947